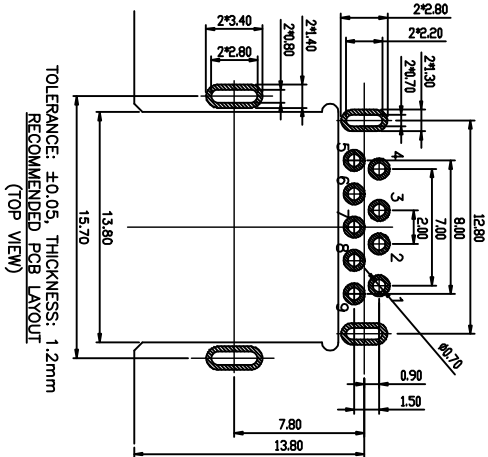
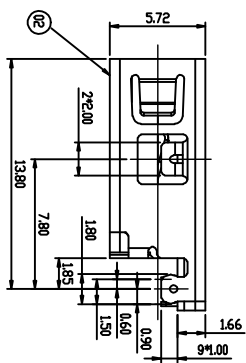
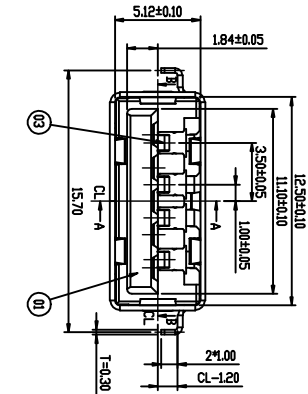
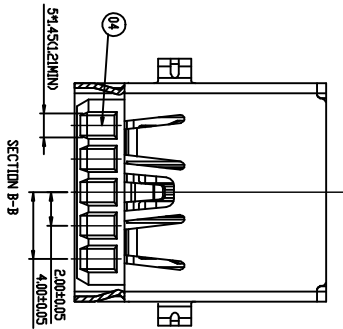
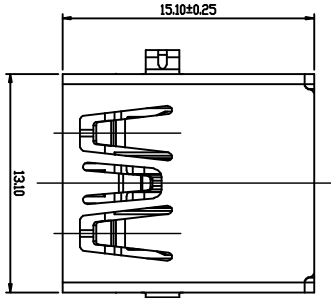
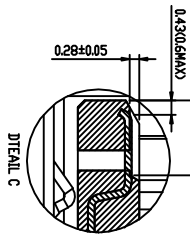
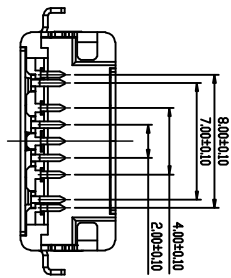
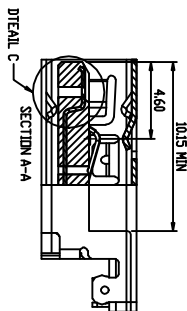


HSE ROHS

REV	ECN NO	DESCRIPTION	DATE	NAME
A		NEW		



TOLERANCE: ±0.05, THICKNESS: 1.2mm
RECOMMENDED PCB LAYOUT
(TOP VIEW)



99=9P PIN

Ordering Information

L75709 - 1 1 X XX X

Layer
1=Single Layer

Colour
3=Blue
1=Black
2=White

Serial NO.
01-99

Packing
C=Tray
D=Reel

Pln #	STANDARD NUMBER	DESCRIPTION	MATING SEQUENCE
1	VBUS	POWER	SECOND
2	D-	USB 2.0 DIFFERENTIAL PAIR	THIRD
3	D+		
4	GND	GROUND FOR POWER RETURN	
5	SP4A_SPTX-	SUPER SPEED RECEIVER	LAST
6	SP4A_SPTX+	SUPER SPEED TRANSMITTER	
7	GND_DRAIN	GROUND FOR SIGNAL RETURN	
8	SP4A_SPTX-	DIFFERENTIAL PAIR	
9	SP4A_SPTX+	DIFFERENTIAL PAIR	

STANDARD TOLERANCE (EXCEPT SPECIFIED)	LINER	ANGLES
.0	±0.30	0°
.00	±0.20	0°
.000	±0.10	±1°

LDCONN 东莞连大精密制品有限公司 Dongguan LianDa Precision Products Co., LTD					
TITLE	USB 3.0 Af Under the plate typeCH-1.2mm	DRAWN BY		Lu Junhui	18.10.19
PART NO	L75709-11XXXX	CHECKED BY			
DRAWING NO		APPROVED BY			
SCALE	1:1	UNIT	mm	PAGE	1/1
		SIZE			A4