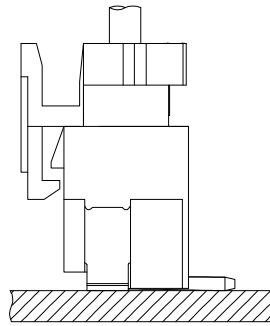
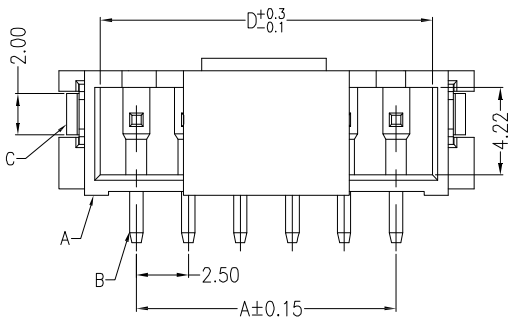
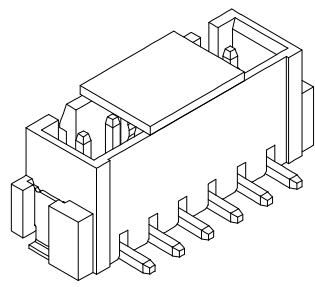
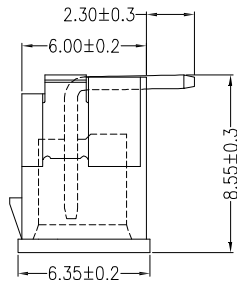
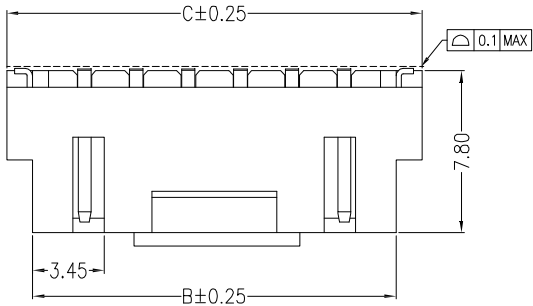


# HSF RoHS

REV	ECN NO	DESCRIPTION	DATE	NAME
A	—	NEW	11/23-'19	LZM

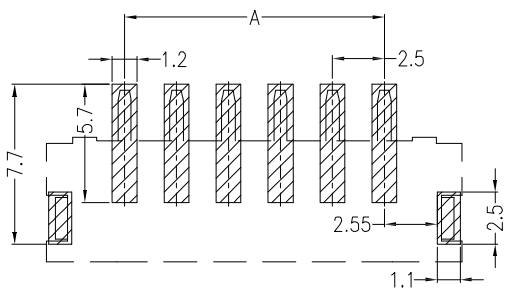


Assembly Layout

### 主要技术参数 Main Specifications

- 线数 (Poles) :02 to 16
- 接触电阻 (Contact resistance): ≤20m Ω
- 绝缘电阻 (Insulation resistance): ≥1000M Ω
- 额定电压 (Rated voltage): 250V AC DC
- 额定电流 (Rated current): 3.0A AC DC
- 耐电压 (Withstand Voltage): 1000V AC/minute
- 温度范围 (Temperature Range): -25°C ~ +105°C

Circuit	Dimensions (mm)			
	A	B	C	D
02	2.50	7.50	10.00	6.00
03	5.00	10.00	12.50	8.50
04	7.50	12.50	15.00	11.00
05	10.00	15.00	17.50	13.50
06	12.50	17.50	20.00	16.00
07	15.00	20.00	22.50	18.50
08	17.50	22.50	25.00	21.00
09	20.00	25.00	27.50	23.50
10	22.50	27.50	30.00	26.00
11	25.00	30.00	32.50	28.50
12	27.50	32.50	35.00	31.00
13	30.00	35.00	37.50	33.50
14	32.50	37.50	40.00	36.00
15	35.00	40.00	42.50	38.50
16	37.50	42.50	45.00	41.00



SUGGESTED PCB LAYOUT

### ORDER INFORMATION:

**L2502AWV-\*\*-F1CA-R-X**

PART No. \_\_\_\_\_

No. OF CIRCUITS: 02 16

PLASTIC MATERIAL: \_\_\_\_\_

F1C=LCP(BEIGE)

SPECIAL CODE:  
X=CAP

PACKAGING:  
R=REEL  
G=TUBE  
P=PE

PLATING:  
A=Sn

STANDARD TOLERANCE (EXCEPT SPECIFIED)	
LINER	ANGLES
.0 ±0.30	0.° ±3°
.00 ±0.20	.0° ±2°
.000 ±0.10	.00° ±1°

**LDCONN 东莞连大精密制品有限公司**  
DongGuan LianDa Precision Products Co., LTD

TITLE	2.5mm PITCH 180° WAFER SMT TYPE	DRAWN BY	LZM	11/23-'19
PART NO	L2502AWV-**-F1CA-R-X	CHECKED BY		
DRAWING NO	—	APPROVED BY		
SCALE	1:1	UNIT	mm	PAGE 1/1
				SIZE A4

ITEM	COMPONENT	Q'TY	MATERIAL	FINISH
C	Solder Tab	2 PCS	PhosphorBronze	Sn-plated
B	CONTACT	1~16 PCS	Brass	Sn-plated
A	HOUSING	1 PCS	LCP	UL 94V-0, COLOR:BEIGE